



CHEESE BITS

W3CCX
CLUB MEMORIAL CALL

ARRL
Affiliated
Club



Volume LVII

December 2016

Number 12

PREZ SEZ:

As surprised as I was last month that we were already to November, I can hardly believe we're in December! Attention is now being focused on the fun evening we have planned for this month's meeting.

It must be asked: did you get on this past weekend to practice your CW in the CQ World Wide DX contest? It was a real challenge as the conditions were about as bad as they get. But it still serves to keep your CW speed up to it's potential. It will come in handy on those weak signal contacts that help the club score in next month's Contest. Also, I hate to hear someone say that they don't have a key for their

rig. Maybe we should have a club project to make keys; even though my preference is a key paddle. Many thanks go to the alternate net controls on Monday evenings as many of us are down working on station repairs (or repairs around the house). **Don't forget the nets** that start at 7:30 PM every Monday evening at 50.145 MHz.

We have so much to be thankful for as we take time this season to reflect on the many blessings and things that we possess. Most important is our family, and to us in this context is our 'Packrat' family. I am thankful for all of the members who faithfully get on the air, come to meetings, check into nets, improve their station, and help each other. This is a very helpful group. The picture below shows our family at



Pack Rats **CHEESE BITS** is a monthly publication of the
Mt. AIRY VHF RADIO CLUB, INC. -Abington, PA.

We operate on a .PDF exchange basis with other non-commercial publications. Anything that is printed in CHEESE BITS may be reprinted in a not for profit publication, unless stated otherwise, provided proper credit is given. Deadline for articles and swap-shop is the monthly meeting date. Non-commercial swap-shop items free of charge.

Pack Rat Web Site: <http://www.packratvhf.com>

SUBSCRIPTION/ADVERTISING MANAGER:

Bob Fischer, W2SJ 23 Morning Glory Circle, Mullica Hill, NJ 08062
(609) 440-2916 bobw2sj@gmail.com

EDITOR:

Lenny Wintfeld W2BVH 709 Lincoln Av., Cranford NJ 07016
(908)-272-0559 lennyw@comcast.net

CLUB TREASURER:

Dave Mascaro, W3KM 1603 Mink Road Ottsville, PA 18942
(215)-795-2648 w3km@verizon.net

TRUSTEE OF CLUB CALL - W3CCX

Mike Gullo WB2RVX
(609)-743-6643 MGullo3@comcast.net

PACKRAT 222 MHz REPEATER - W3CCX/R

222.98/224.58 MHz (PL 136.5) Hilltown, PA

OFFICERS 2016-2017

PRESIDENT K3TUF, Phil Theis phil@k3tuf.com
VICE PRES: KA3WXV George Altemus ka3wxv@yahoo.com
CORR. SEC: WA3EHD Jim Antonacci jjantonacci@verizon.net
SEC: KB1JEY Michael Davis kb1jey@arrl.net
TREAS: W3KM Dave Mascaro w3km@verizon.net

DIRECTORS:

KB3MTW Michelle London mal61@comcast.net
W3SZ Roger Rehr w3sz73@gmail.com
W2SJ Bob Fisher bobw2sj@gmail.com
WA3DRC Ed Finn edfinn11@gmail.com
Honorary Director W3GAD Doc Whitticar w3gad@arrl.net

COMMITTEE CHAIRMEN

January Contest Bill K3EGE billk3ege@gmail.com
Bob W2SJ bobw2sj@gmail.com
June Contest: Phil K3TUF phil@k3tuf.com
VHF Conference: Rick K1DS rick1ds@hotmail.com
CoChairs
George ka3wxv@yahoo.com
Michael kb1jey@arrl.net
Awards Chairman Joe WA3SRU wa3sru@verizon.net
Quartermaster: Bert K3IUV bsoltoff@comcast.net
Membership Chairmen: Rick K1DS rick1ds@hotmail.com
Griff NE3I signalnaut@aol.com
Jim WA3EHD jjantonacci@verizon.net

PACKRAT BEACONS - W3CCX/B

FM29jw—Philadelphia, PA
50.080 144.284—222.062 432.290 903.072 1296.264 2304.043
3456.200 5760.195 10,368.034 MHz (as of 1/16)

MONDAY / TUESDAY NIGHT NETS

VHF/UHF Monday:

TIME	FREQUENCY	NET CONTROL
7:30 PM	50.145 MHz	N3RG FM29ki Ray
8:00 PM	144.150 MHz	K3GNC FN20ja Jerome
8:30 PM	222.125 MHz	KB1JEY FN20je Michael
8:30 PM	224.58R MHz	W3GXB FN20jm Bob
9:00 PM	432.110 MHz	WB2RVX FM29mt Mike


Microwave Tuesday:

7:30 Coordinate QSO's on 144.260 for all Microwave bands you'd like to work. Also setup Q's at w4dex.com/uhfqso or **Packrat Chat**

Page W3SZ.COM

Visit the Mt Airy VHF Radio Club at: www.packratvhf.com or www.w3ccx.com

the Thanksgiving dining room table. Most important is the family, but next to that is the fruit of all of our labor in rebuilding the dining room after the flood. Notice the new hardwood floor, the walls with trim, all finished and painted. As well, there's a new closet in the rear of the room. My wife has always wanted a place to store the leaves of the table when it's not extended.



January contest time is right around the corner, and I am hearing from numerous folks about their projects. Keep up the good work in preparation for another great contest. I know the teams will be forming and you will hear from your leader. Then of course the January meeting will be dedicated to contest preparation. Roger, W3SZ will go over assistance items and Bill, K3EGE and Bob, W2SJ will make sure we all have complete equipment and instructions for another successful contest.

This months meeting will be a casual social event and I am looking forward to getting time to talk radio and such.

We will have a special Mario Table like last year. If you have special items stored away, this is a good time to get them out and put them on the Mario table. If you know a fellow member who hasn't been to a meeting in a while, give them a call and bring them to the December meeting. Come out and enjoy a relaxing time of food and fellowship. We will start serving Giuseppe's food at the Senior Center at 6:15. Come the usual 6PM time, but we will have plenty of food throughout the evening.

Remember that we are still looking for a conference coordinator, so dust off your project management skills and make a contribution to the club. Next year's conference will be another great event.

So until next time, lets work on lots of bands

Phil, K3TUF

Some November Meeting Photos



November Meeting Photos cont'd...



November Meeting Photos cont'd...

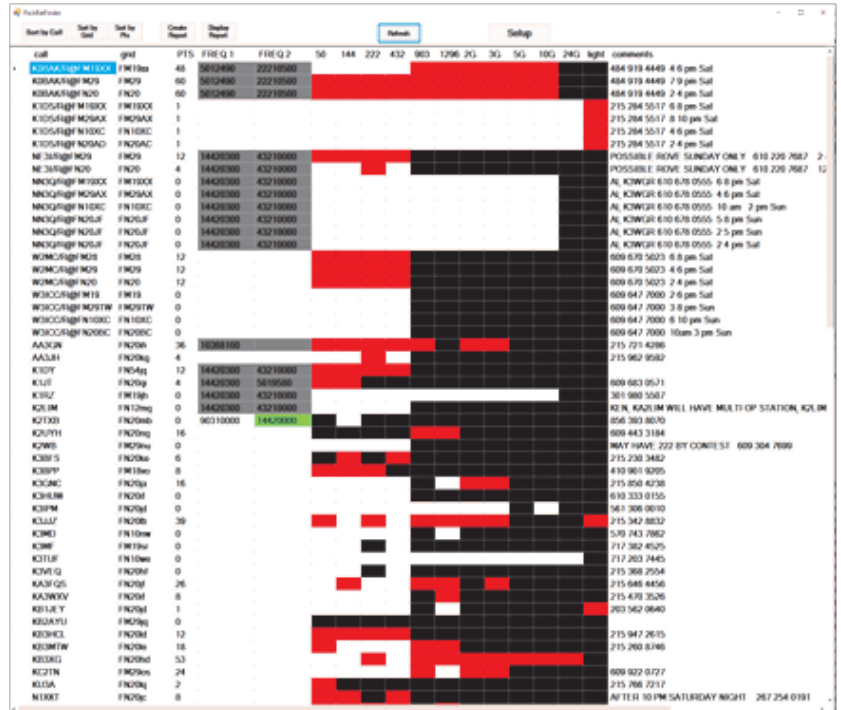


Tnx K3JJZ for pictures

January Contest: PackRatFinder

PackRatFinder has been updated and is ready for the January Contest. Full details are at <http://www.nitehawk.com/w3sz/PRBandDisplay.html> and you can download the program from that web page.

PRFinder gives you a graphical display of all Packrats. Each Packrat has a line on the display that shows in red a cell for each band the station has available, and in black a cell for each band on which the station is not active. When you work a Packrat on a given band, that band cell turns from red to white. PackRatFinder has a new feature that shows you the current frequency for any Packrat who is using PackRatFinder with N1MM+. This works even if you are not using N1MM+.



The program is designed to interface seamlessly with N1MM+, although you can use it without N1MM, in manual mode. As you log stations in N1MM+, their cells automatically turn from red to white as described above. If you delete a contact in N1MM+, that is immediately reflected in the PRFinder display. If you edit a contact in N1MM, those changes are also immediately reflected in the PRFinder display.

The frequency columns show the current radio frequencies for each station that is using PackRatFinder with N1MM+. The two frequency boxes are for Radio One and Radio Two, and the frequency with the green background is the frequency with current focus. If the frequencies have not been updated for more than 5 minutes, the frequency box backgrounds turn gray. If you hover over the frequency boxes, the ToolTip shows the number of minutes since the last update by that station.

Rovers have a separate line for each grid square they visit. Non-Packrats will be listed if they are included in the "Packrats To Find" file. If they are included, they appear at the end of the display and are color-coded yellow as is shown on the web page listed above.

Although you can download the zip file for PackRatFinder now at the link above, and I suggest that you do so now to familiarize yourself with it, you should **go back to the website and download the most up-to-date "Packrats To Find" file just before the contest**, so that you have the most recent version of that file.

There is some setup that needs to be done within PackRatFinder before you can use it, you also need to set some parameters in N1MM+, and you may need to modify the N1MM+ logger.ini file before you can use PackRatFinder. All of this is explained in detail on the web page whose URL is given above.

I have extensively tested the updated version of PackRatFinder here at W3SZ, and I have been unable to detect any bugs or unexpected behavior. If you find any such problems, please let me know. Note that this program is built to run on Windows 7, Windows 8 and 8.1, and Windows 10. Although I have made a version that I believe will run under Windows XP, I have not tested that version and it comes without a guarantee.

--Roger Rehr, W3SZ

January Contest: Assistance

This will be the first January contest where we can use unlimited assistance. The purpose of this article is to remind everyone of the available modes of assistance, and to give my impression of their utility.

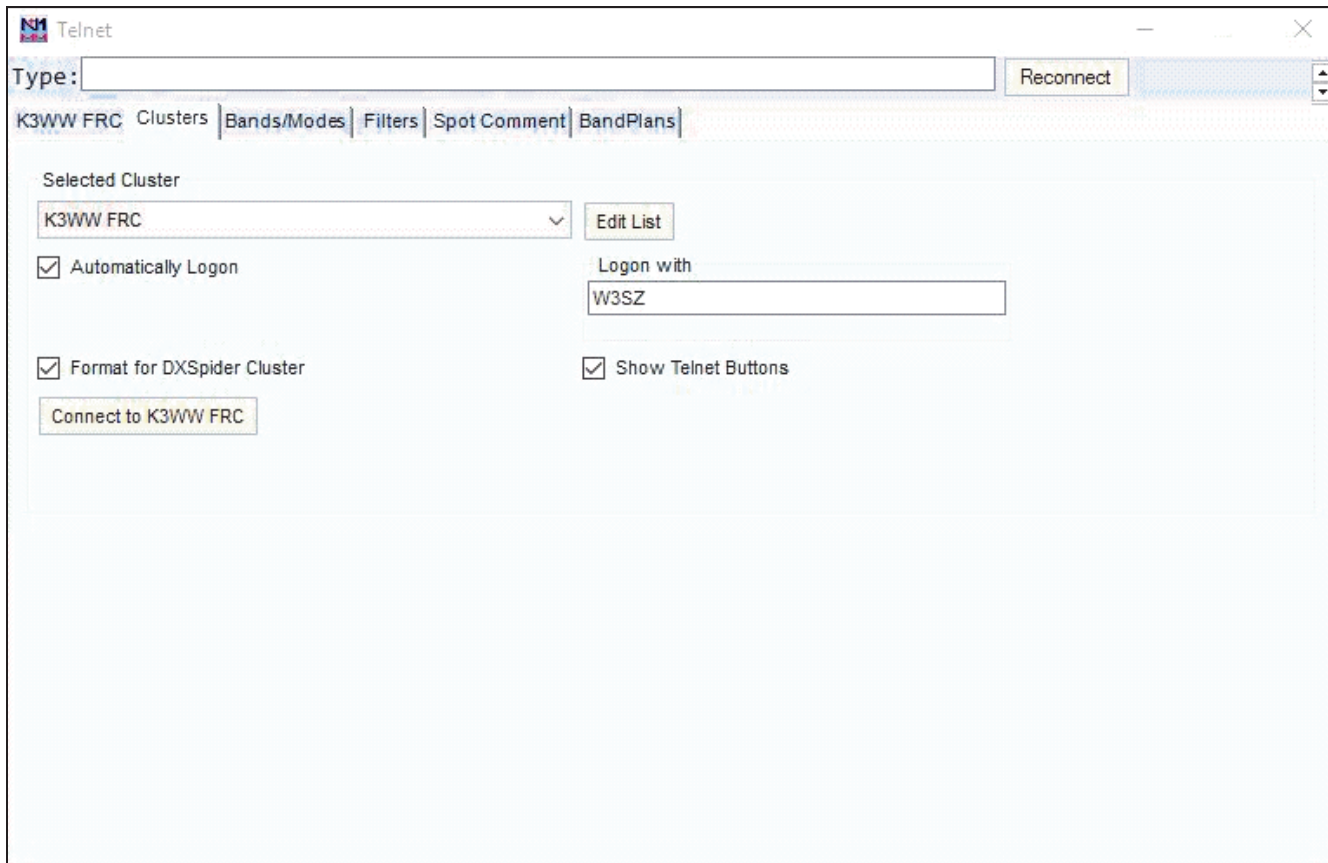
The best modes of assistance for contacting fellow Pack Rats are not necessarily the best modes for contacting rare DX and non-Pack Rats, so these two spheres of influence will be discussed separately.

For contacting fellow Pack Rats, the best forms of assistance are [1] text messaging/phone calls, [2] the Pack Rats' Members-Only Chat Room, and [3] PackRatFinder. The first of these cuts to the chase and gets you directly to the desired Rat. You can find the phone numbers easily in PackRatFinder's "comments" section, or in the "Pack Rats To Find" file distributed by Bob, W2SJ. PackRatFinder (like the Pack Rats' Members-Only Chat Room) is discussed elsewhere in this issue of Cheese Bits. The Packrats' Members-Only Chat Room lets you contact fellow Packrats without having to wade thru all of the noise and "junk" on ON4KST. Put out a general call to fellow Packrats on the Chat Page, or call out to a specific 'Rat. I'd suggest that everyone stay signed in to the Chat Room during the contest and glance at the page periodically to see if there is anyone seeking contacts. Remember that PackRatFinder will now show you the current radio frequencies of all fellow Packrats using PackRatFinder and N1MM+.

For contacting non-Packrats, the best forms of assistance are [1] text messaging/phone calls, [2] ON4KST, and [3] the N1MM+ Telnet/DX Cluster function. You need to have an account on ON4KST to use it, so **set one up now**. There are multiple ON4KST chat pages. The one that we should all be using is the **Region 2 144 and 432 MHz Chat page**. Go to <http://www.on4kst.com/chat/start.php> to get started. On ON4KST you can directly contact stations to set up QSOs in real time. Get on ON4KST and watch the flow for several weekends before the contest, to get a feel for it.

The N1MM+ Telnet/DX Cluster brings to your N1MM+ display a listing of all stations spotted on the **bands** and **modes** that you specify when setting up this function in N1MM+. You can also filter the output to include just specific geographic areas or just certain prefixes. You can click on a spot and if you have N1MM+ set up to control your radio's frequency, **the radio will automatically go to the spotted frequency (and mode), as well as placing the spotted station's call in the entry window for logging**. Using the N1MM+ Telnet/DX Cluster function requires some setting up, so you should do that now and test it if you are going to use it during the contest. Waiting until the last minute is the best way to guarantee that you won't have it working properly for the contest. <http://n1mm.hamdocs.com/tiki-index.php?page=Telnet+Window> has good information, and I'll get you started here. To setup initially, go to "Tools>>Telnet Window Tools" and open the "Clusters" window (see below). Pick a cluster to use from the list, or add one. I added one by clicking on "Edit List" and then on the bottom empty line typing "K3WW FRC" in the left cell and "k3ww.gofrc.org:7300" in the right cell and clicking on "OK". Then I selected the K3WW cluster that I had just added from the listbox. After you've selected a cluster in this manner, check

“Automatically Logon” and enter your call in the box labeled “Logon with” and check the “Show Telnet Buttons” box.



If you are using a DXSpider cluster like K3WW, check that box. Then click to open the “Bands/Modes” window and select the bands that you will be running during the contest and then click on “All Modes” or select the modes you will be running. Then go to the “Filters” window and make your selections. I use a 30 minute timeout and check “Save Spots” and the first 3 boxes on the left. Go to “Spot Comment” and check “Grid Square” and “Mode”. Next, return to the “Clusters” window and click on the “Connect” button and then go to the first window which will be labeled with the name of the cluster that you selected, and you will see your DX Cluster spots. Go back to the main N1MM+ log entry window and click on “View” and select “Available Mults and Qs” and configure it by right-clicking first in the top section and then in the bottom section and setting the various options and clicking the appropriate selections. If you’ve configured it correctly, the “Mults and Qs” window should look something like the figure below. At this point you should be getting lots of spots. If you are not, then something is wrong. In that case, try opening up your firewall and/or router for N1MM+ Logger. The Mults and Qs window that I show below only has 4 calls in it, because this is not a VHF contest weekend. During a contest, the window would have many stations listed. **This “Mults and Qs” window (and NOT the Telnet window) is the one that you watch during the contest, because its output is limited to the bands/modes/geographic areas that you have selected.** The Telnet window is unfiltered, and so it has a lot of extraneous HF and DX station information that you don’t want to see and that would distract you during the contest.

Available - 3 Mults 4 Qs (No Spot Focus Change) of 4 total spots

Mults & Qs		Bands & Modes										
		6m	2m	1.25m	70cm	35cm	23cm	13cm	9cm	6cm	3cm	1cm
Mults		0	0	0	0	0	0	0	0	0	0	0
Qs		1	3	0	0	0	0	0	0	0	0	0
Total Qs		1	3	0	0	0	0	0	0	0	0	0

Call	Freq	Dir	Mode	Mult?	S/N	Time v	Spotter	Grid
K5DOG	50280.0	248°	USB	No		0244Z	W4IMD	---
W3BFC	144205.0	060°	USB	Yes 1		0237Z	WZ1V	FN31
K5DOG	144144.0 ±	281°	USB	Yes 1		0230Z	W0BL	DN60...
RK9JR	144122.0	013°	USB	Yes 1		0229Z	4Z5CP	MP80...

If you wish, you can also display the spots on band-specific bandmaps that automatically follow whatever band(s) you are logged in to on your main and auxiliary radios by clicking on “Window” at the top of the main N1MM+ entry window and then selecting “Bandmap”. Just as N1MM+ will take your radio to the frequency and mode indicated in the spot and put the spot’s callsign into the entry window when you click on a spot in the Mults and Qs window, it will set your radio to the frequency and mode of the spotted station and put the spotted callsign into the entry window when you click on a spot on the Bandmap. **When the band is hopping, it’s like shooting fish in a barrel.** Give it a try.

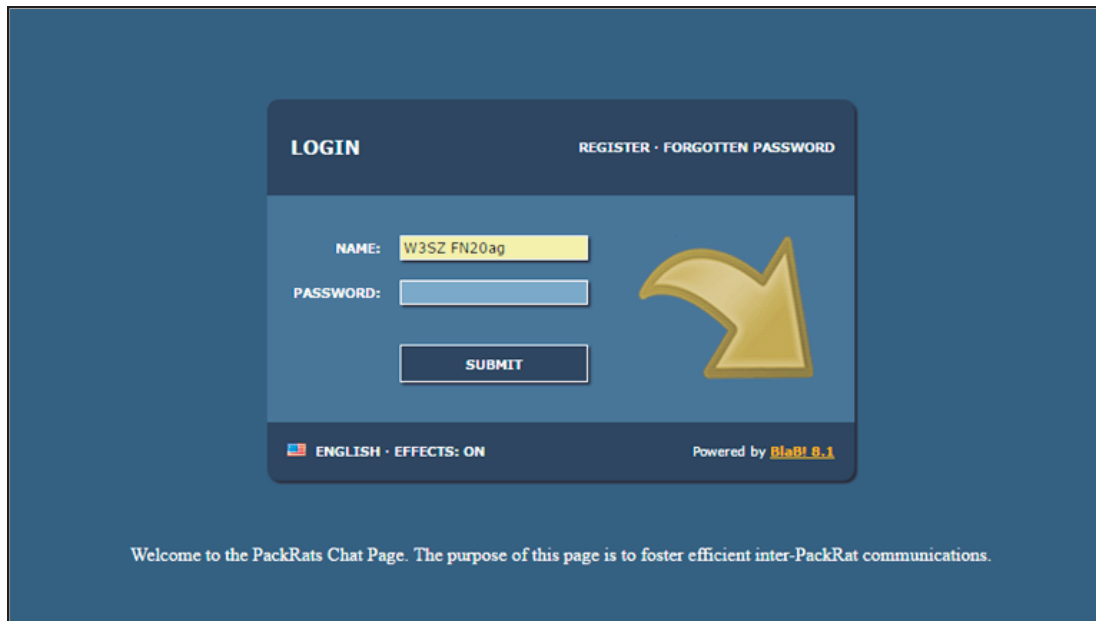
--Roger W3SZ

January Contest: Packrat Members Chat Room

The Pack Rats Members' Chat Room has been discussed in several prior articles, and this article is just a reminder written to address some problems that have affected multiple Club members.

The members' chat room is password-protected. **Write your username and password down!**

To enroll in the members' chat room initially, you need to go to the members' chat room URL (purposely not given here -- email me if you need it). The first window that you see will look like this:



You need to left-click on "Register" in the upper right hand corner. This will show you a window that looks like this:



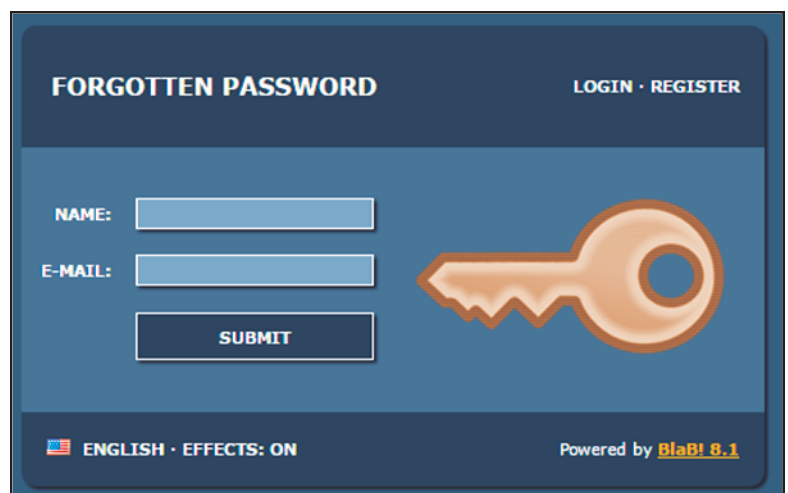
...Chat Room cont'd

On this screen (above) you must enter, in the boxes labeled, "NAME" and "PASSWORD", then again enter password in the box labeled "RETYPE", and finally enter your email address in the box labeled "E-MAIL". **Note that CASE is important for BOTH the user name and the password.**

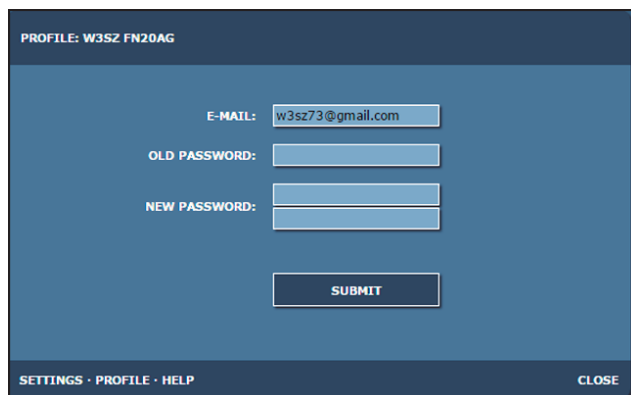
The desired format of the user name is [1] your call, all in CAPS, then [2] a single space, then [3] your grid in the format of two CAPITAL letters followed by two numeric digits, followed by two lower case letters, e.g. FN20ag. So a complete user name would look like: "W3SZ FN20ag" (without the quotes).

Once you have entered all of that information, you need to left-click on "SUBMIT", and then send an email to W3SZ telling me that you have set up an account, as I need to activate your account before you can use it. **I won't know that you've signed up unless you tell me.** Once your account has been activated, you can log into the chat page by going to the chat page URL and entering your user name and your password into the appropriate boxes and then left-clicking on "SUBMIT".

If you enter your user name or password incorrectly [again, **CASE is important**] then you will get the message, "You have submitted incorrect data!". If that happens, click "CONTINUE" and then on the next screen click "FORGOTTEN PASSWORD". This will show you a screen that looks like this: →



On this screen (above), fill in the boxes labeled "NAME" and "E-MAIL" and click "SUBMIT". You will be sent an email that contains a temporary password that you can use to sign on to the chat page. Then, in order to change your password to one you like, you need to log on using your user name and the temporary password contained in the email just received. Once you have logged in, click on "SETTINGS" and then "PROFILE". This will show you a page like this:



On this page enter into the box labeled "OLD PASSWORD" the password that you just received in the email, and then enter what you want your new password to be [twice] in the boxes labeled "NEW PASSWORD", and then click SUBMIT"

... Chat Room cont'd

and finally click "CLOSE". Its a good idea to then log out and attempt to log in again just to make sure that you did everything correctly and your new password is working OK. **Again, please record somewhere safe your user name and password, so that you can recall them later.**

I hope that the above gives you all of the information you need regarding the Packrats Members' Chat Room. If you need further information, just send me an email.

--Roger Rehr, W3SZ

On The Bands

By Jerome Byrd – K3GNC

Tropo Scatterings:

Stan, KA1ZE/3 is active in the mornings on 144.205. He runs his remote station in fn01xt from his now permanent home in Florida. He and a few others are largely responsible for the resurgent activity on 144 ssb. 144.205 is active 'every morning' 365 days a year. The same can be said to a lesser extent for activity every evening. The prime times are between 0730 and 0930 local in the am and between 2000 and 2130 in the evenings. The regulars are as follows: K1PXE, K1BXC, W1COT, W1VD, K1VDF all in fn31, W2QEG, N2SLO, K2UYH/M, .. others from NLI/NNJ, myself (K3GNC), N3RG, N4ASF (FM27), KD8UD(FM17), KD4AA(FM17), KJ4JSQ(FM17), KO4YC (FM17), NG4C(FM16), VE3EU(EN93), VA3HD(FM14) and other VE/VA, W8AN(EN91), W2UAD(FN13) and others WNY and of course KA1ZE/3. There are many others who are pretty regular, but the list would go on forever. There is an informal competition among the "hardcore" to see how many contacts can be logged each 24 hour period. Another positive pursuit of trying to work dx stations has come from 205 activity. The coining of the term "woof" for every 400+ mile contact (for the "Big Dogs"!) has people scrambling each day for that elusive 400+ mile contact. I am partially blocked (buildings only 30-40 feet higher than me) or totally blocked from most active 400 mile stations except Gary N1GC in EM95lt. We make it more than 85% of the time, regardless of conditions or time of the year. He runs 300w and a 16 el KLM at 80 feet, and I was running 200-300w and 2 x 8 el at 65ft for our almost daily contacts last summer. My work schedule has curtailed most of my morning activity, but with me having more power now I expect we will make it 95% of the time next year when I once again will be available in the am.

Nets and Scheds: The following is a rundown of the nets and group meetings in the 'local area' (<= 250 miles, only nets that don't conflict with the Packrats nets are shown).

Mondays: 2130 local – 1296.110 (group sched with WA2LTM, K1PXE, WZ1V, N2SLO, WA2ONK, WB2SIH, K3GNC and others. All are welcomed.

Tuesday: 2000 local – "Mudtoads Net", KD8UD FM17uv net control. Freq. 144.175. All are welcomed.

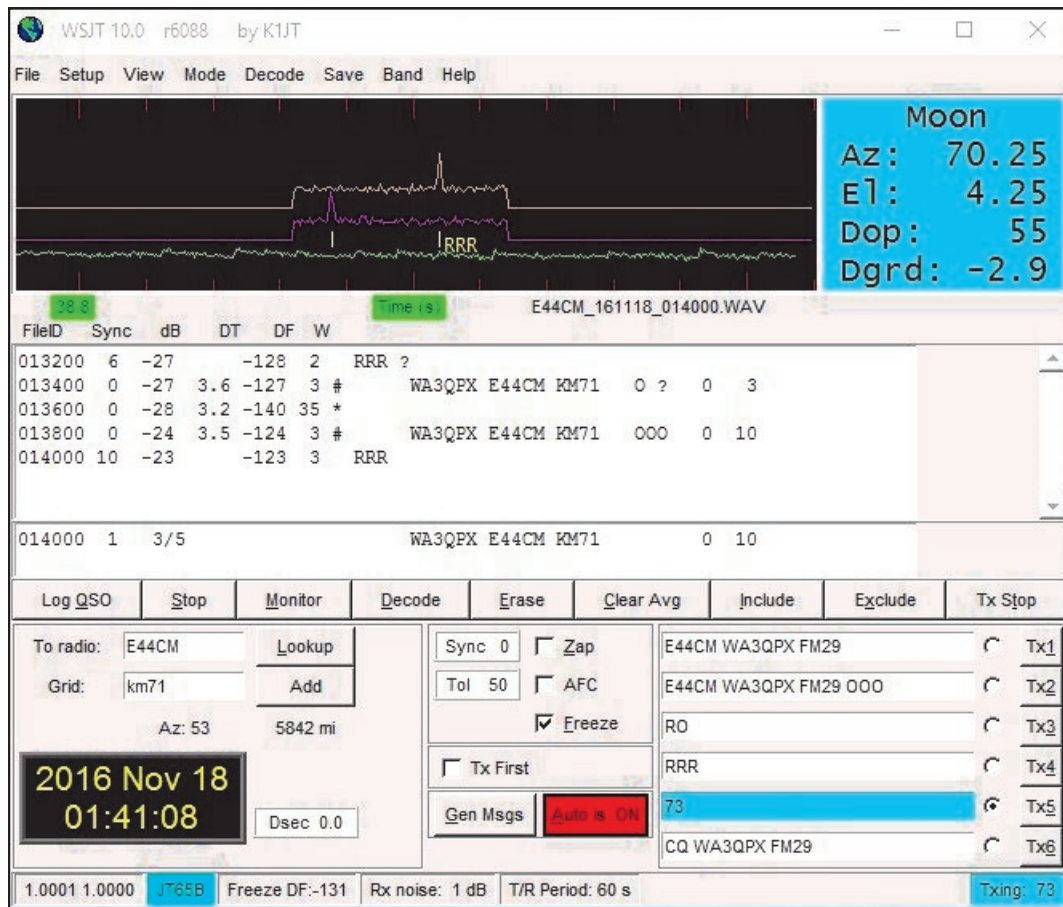
Wednesday: 2030 local - 432,150 – group sched, WA2LTM, K1PXE, WZ1V, N2SLO, WA2ONK, WB2SIH, K3GNC and others. All are welcomed.

Thursday: 2030 local - 144.250 – N.E.W.S club net, W1COT fn31st net control. All are welcomed

Saturday: 144.205 – Chesapeake Net, W3BFC net control. All are welcomed

Sunday: 1030 local – 144.250, Sunday Morning Memorial Net, Bill N2FKF FN30br net control, All are welcomed, 2030 - - 432,150 – group sched, WA2LTM, K1PXE, WZ1V, N2SLO, WA2ONK, WB2SSIH, K3GNC and others. All are welcomed.

WA3QPX 2M EME to E44CM (Palestine) and XV4F (Vietnam)



Some Correspondence Between K1DS and WA3QPX

I watched this with fascination, since Jericho is part of Israel, but under the Palestinian Authority. What is amazing is that they (the P.A.) issue a separate call sign for stations operating out of the "Green Zone." Great to see you building up your DXCC 2m. Have you finished the dish and tried 1296 yet?? Did you make QSOs during the ARRL weekends **73, Rick, K1DS**

Re 1296, dish is mounted and cables are run. I have not installed feed yet. I have been working on getting back on 432 and 3456. My 432 Xvtr is at Demi for mod for single I.F. of my 6300. Looks like Spring for 1296 eme I will have to use the 100w Demi amp that is on my terrestrial setup for eme. I did not operate eme contest. I worked E44CM easily after I **badgered him** to stay up for the Americans otherwise they would have shut down at my moonrise. G4FUF Keith at XV4F was not easy to work being directly on the other side of our Earth. Only a very short window. **73, Paul, WA3QPX**

NEW K2LIM ROVER

What started out to be my 10GHz rover has turned into a 10 band rover. I had the antenna's and other equipment so everything below 10 GHz is "icing on the cake" , as they say.

I still have to add hardline on the 4 loop antenna's, but I've got hardlines on the other antenna's already.

I built the antenna rack for this setup. Patterned after the one on the WB2ONA rover van. Of course I had to make a few of my own minor modifications. All antennas fit within the rack or are no wider than the van.

The 6M antenna (3 element) goes on a 3" fiberglass mast that fit into the top of the main mast above the 5 element 2M beam putting the 6M antenna at a few inches less than 30' above ground when in the up position. It is removed for travel.



On 6M thru 432MHz my power output is 110 – 200 Watts, I've got 50W for 903 and 1296, 20W for 2.3 GHz and 3.4 GHz and 2W for 5GHz and 3W for 10 GHz.

Antenna are: 6M – 3 el, 2M – 5el, 222 – 9 el, 432 – 11 el, 903 – 20 loops, 1296 – 26 loops, 2304 – 39 loops, 3456 – 55 loops. 5 & 10 GHz – 2' dish

Of course the operating position is inside the van with equipment rack mounted and a small bench for writing and a laptop for logging. Power is supplied by a 4.5KW generator to two 50A 13.8VDC power supplies.

I did my first ever 10GHz contest in August of this year. Warren – WB2ONA invited me to go with him and we made several stops along the south shore of Lake Erie. I had a blast and my comment has been since that adventure: **“Why did I wait so long to get on 10GHz....”**

So, as I said: this started out to be my 10GHz station for roving and everything else is extra. It's all Warren, WB2ONA's fault. Thanks Warren for the inspiration.

73, Ken KA2LIM

The Wayback Machine **In CHEESE BITS, 50 Years Ago**

Nibbles from December 1966. Vol. IX Nr. 9
de Bert, K3IUV
(author's comments in italics)

- **“Our Prez Sez”.** Prez W2EIF, Jo, missed the submittal deadline due to work obligations. In his place, Helen reported on significant upcoming events. She reminded everyone to be sure they had returned their “contest questionnaire” to the chairman. *(This questionnaire dealt with member’s plans for operation, help needed, and other issues. It was a key element of the Packrats strategy for winning the contest in the early years.)*
- **Transmitter Hunt.** The winner of the 4-day Florida vacation for two *(as best hunter)* was announced as Mario, K3UJD *(yes, the Mario table namesake)*. Due to the weather, and contest preparations, hunts were canceled until March of the next year.
- **ARRL Bulletin NR 86.** 11/10/1966. On December 1st, WWV transmissions were scheduled to begin from the **new station at Fort Collins, CO**. Amateurs were advised that a gold bordered QSL card will be issued to anyone reporting the time of reception, and correctly quoting the new voice announcement on the first day.
- **Trivia.** A squib stated “Ask K3IUV, Bert, to tell you the story of the “Great Parakeet Hunt”. *(Anyone remember this? I don’t!).*
- **Religion.** Helen inserted a full page with her related drawings for the

approaching Hanukkah and Christmas holidays. In vertical format, she penned a short saying for each of the letters. *(I’m not sure if this was original).*

- **1985.** A tongue in cheek dialogue under the byline of WA3BIV, Carl Barrish. It described a fictional contact between Carl, and a Ham located on the planet Venus! Helen said that it was “polished” by K3JJZ, El, who passed it on to W3SAO, Frankie. If you want to see this humorous item, go to W3CCX.com and look at the original issue posted there.
- **Packrats 25 years ago.** K3ZPQ, Bob Elmer, researched what some of our members were doing 25 years ago *(before the club was formed)*. W3HIX teaching AC theory to students at Scott Field. W3ELI taking a refresher course at the Naval Reserve station in CT. W3HFY, W2AXU (was W3AXU) and K3ZPO were active in UHF contest. W3OR learned the bad news that his K7 contact on 5-meters *(our band at the time)*, purported to be in Alaska, was a hoax station
- **Technical Topics.** WA3CQO, Jay, detailed a neat little portable 6-meter receiver. In a 4” x 5” x 6” minibox. He mounted a cheap transistor broadcast radio, and a 6-meter converter in it. Coupling the converter to the receiver, he now had a portable 6-meter receiver which could be used for transmitter hunts.
- **Coming Events.** January meeting, crying towel session. April 15, Ladies night. *(Why can’t we do this anymore?)*. August, White Elephant Sale.

- **DYK (Did You Know).** W2AXU, Jack, wrote an interesting article "Legal Problems Facing Today's Amateur". He discussed the zoning board problems, and irate TVI neighbor issues that faced the amateur (*Not too different from what we still have today!*).
- **Swap & Shoppe.** The monthly column by W3ZRR. For Sale by K3GOZ, Herm (*affectionately called "Herm the Germ" by his radio buddies*). An Ameco 6-meter converter, Nuvistor preamp (Michael, *take note*), and matching Ameco power supply. Also an SWR bridge in original box, and all related cabling, Price \$25.

New Members. K3GFG, Howard Klock voted to membership.

Postage still at 10c this month (6-pages, 11" x 14"). As in previous editions, many "folksy" comments about members, their families, and activities were included in this edition of Cheese Bits. If interested, or for more detail on the above items, visit www.W3CCX.COM and read the full issue posted there by our Webmaster, Ron, W3RJW).



thirty, de K3IUUV

EME FINAL LEG

I finally had everything working as well as it could last evening (11/18)

I started on 2 meters since that's my tallest tower, at a bit after 10 pm local.

Stations logged were the following

EA8DBM Country # 59, ZS6JON
S50P, UA3PTW, OE5KE
OK1DIX, RW3PX, RK9JR
PA5Y, S50P, ZS5LEE
RN6MA, UT3MD, PA5MS
F5LNU, EI6GF, EA5SR, and F6APE

My moon was now at 27 degrees which gave me a great shot at the moon on 1296. As soon as I started calling CQ, I had a nice run of contacts:

LA3EQ, UA3PTW Wow is he strong.
I7FNW, PA3FXB, RA3EC
VA6EME, ZS1LS, K2UYH
VE4SA, SP6GDM, VA7MM
DK0ZAB, N5BFI, K3COJ
KL6M and WA3GFZ

Now you can't operate any sort of contest without having a story to tell. Here's mine. I switched to 432 at 5am local. I was watching to the HB9Q logger and stations in Europe are telling me they are hearing me loud and now calling. Without exaggeration, there has to be ten stations hearing and calling.

What did I hear: nothing. I kept calling CQ hoping that the X pol problem would switch but it never did. Before I put these 4 x 33's up we contemplated putting them up vertical, but since I can use this antenna to give out points in the VHF contests, we settled on horizontal. I wound up working one station but far to the north in Finland: OH2PO. I had no problem also working KA1GT - W5 LUA and VE4MA.

It was nice as long as it had lasted

73's from Bear Creek

Herb K2LNS Station mgr for WA2FGK

Events

For inclusion, please direct event notices to the editor.

ARRL January VHF Sweepstakes - Contest - January 21-23, 2017. Details to follow

ARRL June VHF QSO Party - Contest - June 10 - 12, 2017. Details to follow.

CQ WW VHF - Contest - July 15-16, 2017. Details to follow.

Sussex County (NJ) ARC Hamfest - Hamfest - July 16, 2017. Sussex County Fair Grounds, 37 Plains Road Augusta, NJ 07822 . URL to follow.

Proposed 222 MHz and Up Distance Contest - Contest - August 5-6, 2017. Info on whether this will be held, to follow.

10 GHz and Up – First Round - Contest - August 19-20 , 2017. Details to follow.

September VHF QSO Party - Contest - September 9-11, 2017. Details to follow.

EME 2.3 GHz and up - Contest - September 9-10, 2017. Details to follow.

10 GHz and Up – Second Round - Contest - September 16-17, 2017. Details to follow.

VHFLOG History File Lookup

Dave, W3KM, author of VHFLOG reminds us that VHFLOG v4.5 and later have an option to use a History file for lookup, which includes an improved Pack Rat checklist, Grid activity and "Super Check Partial".

Please check out the details at:

http://qsl.net/w3km/VHF_HTML_Help/VHFLog-Help.html#hs50

K3MF ARRL EME 2016

Single operator, all mode, high power, single band 432 MHz. Rig: Kenwood TS-2000, WA2ODO preamp 49 dB gain .32 dB NF, 8938 power amplifier 1.2kw output. Antenna 8 x 25 K1FO's horizontal.

This year's contest was the best for me since 2009.

It started out rough....Murphy threw a curve at me. My elevation readout went south 10 minutes into the start of the contest. It was cloudy, windy and raining so I could not see the Moon. I found HB9Q on JT65 then manually moved the elevation and peaked on his signal. So the rest of the night I would periodically peak on his signal...This worked fine until his Moon set. After that I tried to peak off my own echo.

The first pass, 10/22/2016 I worked 10 stations all on JT65b. I did not hear any CW stations.

After moon set I went outside to look for the problem with the elevation readout. It is a M2 with pulse type feedback. Cables checked ok but still would not read the pulses. My beverage antenna feed line, RG6, passes right next to the EME array so I cut the cable and hooked it up to the pulse feedback and it works now, so something must be wrong with the cable. I left the RG6 hooked up for the rest of the contest.

Second pass 10/23/2016 I worked 26 stations 3 of which were CW.

The second round of the contest started 11/19/2016. I worked 7 stations all JT65b. Next night 11/20/2016 worked 15 stations 2 of which were CW. **Total score: 58 QSO's with 31 multipliers giving me a score of 179,800.** My best score up to this point was 48,000 in 2012.

Allowing spotting really helped. It **made it easier for the small stations to find me** and it also encouraged smaller stations to work the big guns on CW. Most of the die-hard CW only guys were on HB9Q's site and made skeds with smaller stations proving little guys can work CW off the Moon.

73, Wayde K3MF

Lunar-Link International

VHF & UHF amplifiers
for demanding modes

50 - 144 - 222 - 432 MHz

EME - Digital - Contesting



www.lunarlink.com

info@lunarlink.com

33 Ball Pond Road Danbury, CT

Here's an interesting web site:

There's some information here about tubed Heathkit ham rig repair, vector network analyzer use, assorted antenna designs and fabrication, solid-state circuits, PC-board fabrication (including toaster-oven reflow soldering) and more-- all well written and eclectic in scope.

This site gets my bookmark Seal Of Approval:

<https://sivantoledotech.wordpress.com/>

Usual disclaimers apply.

73

Brad AA1IP



G AND G ELECTRONICS OF MARYLAND

JEFF GOLDMAN, K3DUA

PO Box 222

Lisbon, MD 21765-0222

(301)258-7373

EMAIL: k3dua@erols.com

-Dealers in New and used electronics-



Bob Fischer Company, Inc

Eastern Van Ladder Sales Representative

*Ask Me: "How can I reach
45ft high from my Van"?*

283-B Egg Harbor Rd. #125

Sewell, NJ 08080

(800) 852-0120

Cell: (609) 440-2916

bobfischercompany@gmail.com

Bob Fischer

DESTINATIONS TRAVEL

A Full Service Travel Agency

HARRIET SOLTOFF

Travel Consultant

XYL, K3IUU

229 Fairway Dr

Warminster, PA 18974-3797

Phone: 215-957-6084

Fax: 215-957-6085

E-Mail: BSoltoff@Comcast.net



Joel Knoblock W3RFC

www.therfc.com

The R.F.Connection

213 N. Frederick Ave. #11WWW

Gaithersburg, MD 20877 USA


World wide shipping via FED-EX or US Post Office

Tech Line 301/840-5477 Order Line 800/783-2666

Fax Line 301/869-3680


Hours: Monday-Friday 9:30am-5:30pm Eastern
All major credit cards accepted

Cheese Bits
709 Lincoln Avenue
Cranford NJ 07016



TO:

MT. AIRY VHF RADIO CLUB, INC.



Say you saw it in Cheese Bits

DOWN EAST MICROWAVE

Manufacturers and Distributors
Of VHF/UHF/SHF Equipment and Parts
50 to 10,368 MHz

- No-Tune Linear Transverters
- Linear Power Amplifiers
- Low Noise Preamps
- Coax Relays, Coax Cable, Connectors
- Crystals, Chip Capacitors, MMICs, Transistors, RF Modules

For All Equipment
Steve Kostro, N2CEI

<http://www.downeastmicrowave.com>

19519 78th Ter.
Live Oak FL 32060
Tel. 386-364-5529 (Voice)